



District Report Card: 2017


State: Punjab	District: Hoshiarpur
Class: 8	Subject: Mathematics
Schools: 51	Students: 1029


Participation/Coverage


Students

<div>GENDER</div> <div></div>	Boys		Girls	
	Number	%	Number	%
	559	54.32	470	45.68

<div>AREA</div> <div></div>	Rural		Urban	
	Number	%	Number	%
	840	81.63	189	18.37

<div>CATEGORY</div> <div></div>	SC		ST		OBC		GEN	
	Number	%	Number	%	Number	%	Number	%
	558	54.23	1	0.10	248	24.10	222	21.57

<div>CWSN</div> <div></div>	LD	VI	HI	S&LD	ID	Oth
	0	1	0	2	1	7

<div>Management</div> <div></div>	Government		Government-aided	
	Number	%	Number	%
	888	86.30	141	13.70

Average Performance of Students in Mathematics (%)

Overall	Gender		Area		Management		Social Group			
	Male	Female	Rural	Urban	Govt.	Aided	SC	ST	OBC	GEN
33.16	32.43	34.04	32.04	38.17	30.38	50.73	31.45	60.00	33.79	36.67

Performance on Learning Outcomes (LOs)

Learning Outcomes	Description	Average Performance(%)
M601	Solves problems involving large numbers by applying appropriate operations	32.52
M606	Solves problems on daily life situations involving addition and subtraction of fractions / decimals	26.73
M620	Finds out the perimeter and area of rectangular objects in the surroundings like floor of the class room, surfaces of a chalk box etc.	29.54
M621	Arranges given/collected information in the form of table, pictograph and bar graph and interprets them	34.77
M702	Interprets the division and multiplication of fractions	39.55
M705	Solves problems related to daily life situations involving rational numbers	25.17
M706	Uses exponential form of numbers to simplify problems involving multiplication and division of large numbers	28.14
M707	Adds/subtracts algebraic expressions	31.97
M710	Solves problems related to conversion of percentage to fraction and decimal and vice versa	23.08
M717	Finds out approximate area of closed shapes by using unit square grid/graph sheet	25.05
M719	Finds various representative values for simple data from her/his daily life contexts like mean, median and mode	49.55
M721	Interprets data using bar graph	46.96
M801	Generalizes properties of addition, subtraction, multiplication and division of rational numbers through patterns	27.13
M802	Finds rational numbers between two given rational numbers	22.87
M803	Proves divisibility rules of 2, 3, 4, 5, 6, 9 and 11	31.40
M804	Finds squares, cubes, square roots and cube roots of numbers using different methods	31.78
M808	Uses various algebraic identities in solving problems of daily life	48.58
M812	Verifies properties of parallelogram and establishes the relationship between them through reasoning	29.80
M818	Finds surface area and volume of cuboidal and cylindrical object	26.11
M819	Draws and interprets bar charts and pie charts	34.79

Range of Performance of Students who Answered Correctly							
Below 30%		30% - 50%		50% - 75%		Above 75%	
Number	%	Number	%	Number	%	Number	%
516	50.15	354	34.40	125	12.15	34	3.30

Lowest Performing Learning Outcomes (LOs)

- 1 - Finds rational numbers between two given rational numbers (22.87)
- 2 - Solves problems related to conversion of percentage to fraction and decimal and vice versa (23.08)
- 3 - Finds out approximate area of closed shapes by using unit square grid/graph sheet (25.05)

4 - Solves problems related to daily life situations involving rational numbers (25.17)

5 - Finds surface area and volume of cuboidal and cylindrical object (26.11)